


# CHILD CARE EXECUTIVE PARTNERSHIP

*2017-2018 Annual Report*

Florida's Child Care Executive Partnership demonstrated solid progress in 2017-2018 as the board continued to enhance the partnership between businesses and the early learning community that helps ensure employees have access to affordable, high-quality child care.



## CHILD CARE EXECUTIVE PARTNERSHIP

### 2017-2018 Annual Report

## OVERVIEW

The Child Care Executive Partnership or CCEP is a public/private partnership program that helps employers meet the needs of working parents. Operating under the authority of Section 1002.94, Florida Statutes, the board of directors and participating partners draw staff support from the Office of Early Learning.



Through CCEP, early learning coalitions use contributions from private businesses, charitable foundations and local governments to match federal and state funding on a dollar-for-dollar basis to provide child care services to participating families. This effectively doubles funding available to provide early child education and care to the children of Florida's working families in these communities.

The CCEP program motivates early learning coalitions and community employers to work together to increase child care funding for lower-income working families, provide access to school readiness services to more children, and increase business productivity and profits by providing valuable benefits for employees. Funds granted to employers are monitored constantly, and funds that are not expended are re-distributed to other participants to benefit their employees.

In fiscal year 2017-2018, the CCEP board priorities remained the same for both distribution of funds and allocation methodology. These methods, approved in prior fiscal year 2016-2017, encourage the opportunity for coalitions not currently participating in the CCEP program to bring in new business partners from the community. This year, the board surveyed all coalitions as an opportunity to gain valuable information and feedback for potential program enhancements. Although current allocation of funds, allocation methodology and funding priorities remain the same, responses to the survey show that coalitions would like to see more guaranteed funding structure, revised funding priorities and additional board involvement in the areas of promotion and outreach. Coalitions also responded in appreciation to the board's communication and continued quality improvement efforts.

## 2017-2018 HIGHLIGHTS

- Participants included **468 private business partners, 17 public entities and 69 non-profit agencies.**
- There were **17,662 children** served.\*
- Of that number, **2,934** were served because businesses provided an **employee benefit match** for their employees.
- **14,728** children received child care assistance due to a **community match contribution (purchasing pool)** from private, public and non-profit partners.

\*Children served includes duplicate counts of children who moved between child care settings.

## CCEP FUNDING AND EXPENDITURES

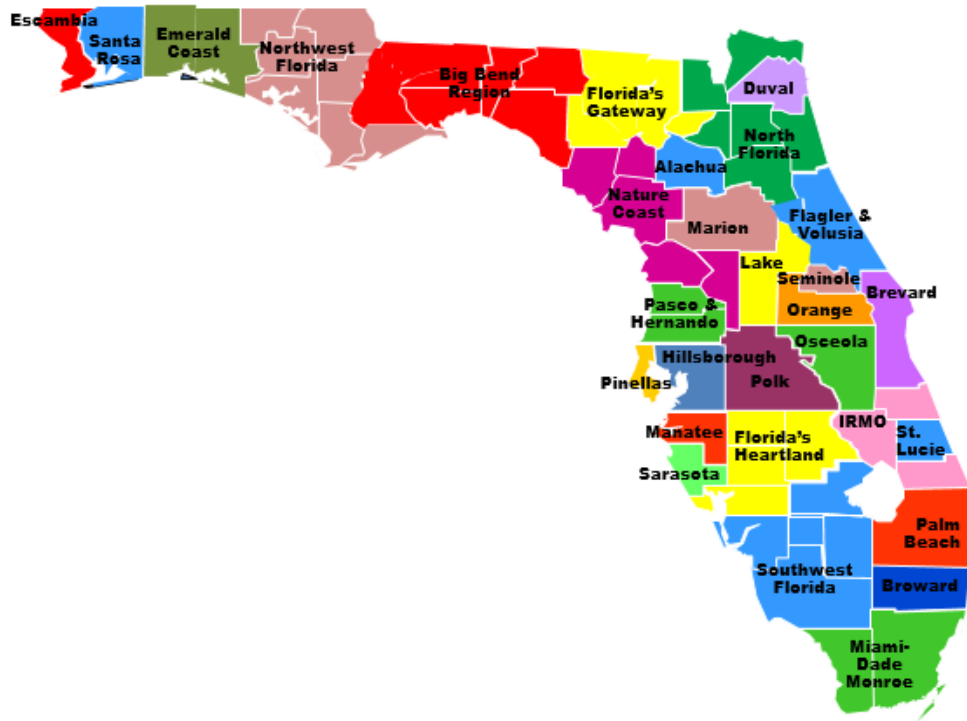
CCEP Available Funding and Expenditures by Fiscal Year 2009 – 2018				
Fiscal Year	Funding	Expenditures	Balance	Percentage
2008-2009	\$15,000,000	\$14,876,179	\$123,821	99.17%
2009-2010	\$15,000,000	\$14,595,296	\$404,704	97.30%
2010-2011	\$15,000,000	\$14,586,514	\$413,486	97.24%
2011-2012	\$15,000,000	\$14,356,977	\$643,023	95.71%
2012-2013	\$15,000,000	\$14,737,074	\$262,926	98.25%
2013-2014*	\$15,000,000	\$13,211,497	\$1,788,503	88.08%
2014-2015*	\$15,000,000	\$14,281,368	\$718,632	95.21%
2015-2016	\$15,000,000	\$14,150,354	\$849,646	94.34%
2016-2017	\$15,000,000	\$14,832,799	\$167,201	98.89%
2017-2018	\$15,000,000	\$14,778,774	\$221,226	98.53%

\* Not having a CCEP board during fiscal years 2013-14 and 2014-15 meant that funds could not be reallocated during 2013-14 or allocated during 2014-15. Section 19 of Chapter 2014-51, Laws of Florida, authorized reverting and reappropriating the unexpended balance of FY2013-14 funds to FY2014-15; accordingly \$1,772,081 was reverted and reappropriated for FY2014-15. Section 22 of Chapter 2015-232, Laws of Florida, and Section 16 of Chapter 2015-222, Laws of Florida, authorized reverting and reappropriating the unexpended balance of 2014-15 funds for 2015-16; accordingly a total of \$16,772,081 was reverted and reappropriated, and \$16,053,449 of these funds were expended under the CCEP program.

## EMPLOYER PARTICIPATION IN CCEP



## COALITION PARTICIPATION



## COALITION PARTICIPATION

2016-2017	2017-2018
Brevard	Brevard
Broward	Broward
Duval	Duval
Hillsborough	Hillsborough
Indian River, Martin, Okeechobee	Indian River, Martin, Okeechobee
Lake	
Manatee	Manatee
Marion	Marion
Miami-Dade/Monroe	Miami-Dade/Monroe
North Florida	North Florida
Northwest Florida	Northwest Florida
Orange	Orange
Palm Beach	Palm Beach
Pasco/Hernando	Pasco/Hernando
Pinellas	Pinellas
Polk	Polk
Sarasota	Sarasota
Seminole	Seminole
Southwest Florida	Southwest Florida
St. Lucie	St. Lucie
Redlands Christian Migrant Association	Redlands Christian Migrant Association

Office of Early Learning

250 MARRIOTT DRIVE • TALLAHASSEE, FL 32399 • 850-717-8550 • Toll Free 866-357-3239

[www.FloridaEarlyLearning.com](http://www.FloridaEarlyLearning.com)

## CHILDREN SERVED BY CCEP PARTICIPATION\*

Coalition	Private Business	Non-Profit Agency	Public Entity	Total
ELC of Brevard	39		8	47
ELC of Broward County	511	58	2,294	2,863
ELC of Duval	30	298	1,501	1,829
ELC of Hillsborough County		1,562		1,562
ELC of Indian River, Martin and Okeechobee Counties			1,346	1,346
ELC of Manatee County	25	14	711	750
ELC of Marion County	16			16
ELC of Miami-Dade/Monroe	427	95	1,504	2,026
ELC of North Florida			32	32
ELC of Northwest Florida	7	302	8	317
ELC of Orange County	211	128	639	978
ELC of Palm Beach County	974	56	2,226	3,256
ELC of Pasco and Hernando Counties	112	19		131
ELC of Pinellas		1,058		1,058
ELC of Polk County	88	37		125
ELC of Sarasota			393	393
ELC of Seminole	23			23
ELC of Southwest Florida		374		374
ELC of St. Lucie		69	120	189
RCMA		266		226
<b>Grand Total</b>	<b>2,463</b>	<b>4,336</b>	<b>10,863</b>	<b>17,662</b>

\*Includes duplicate children

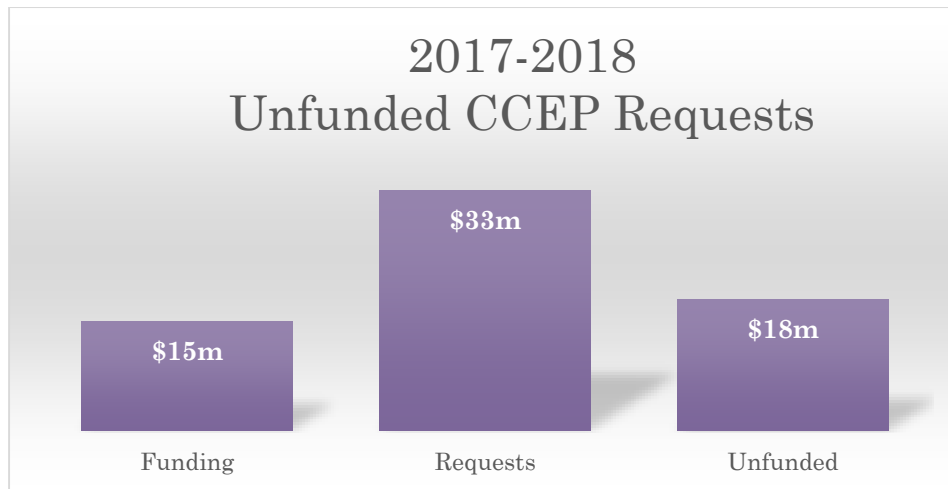
## CCEP EXPENDITURES

Coalition	Allocation*	Payment	Percent Expended
ELC of Brevard	\$66,134	\$63,065	95.36%
ELC of Broward County	\$2,643,246	\$2,643,246	100.00%
ELC of Duval	\$784,164	\$784,164	100.00%
ELC of Hillsborough County	\$923,185	\$923,174	100.00%
ELC of Indian River, Martin and Okeechobee Counties	\$635,324	\$561,401	88.36%
ELC of Manatee County	\$1,010,403	\$1,010,312	99.99%
ELC of Marion County	\$7,600	\$7,338	96.55%
ELC of Miami-Dade/Monroe	\$2,294,298	\$2,203,193	96.03%
ELC of North Florida	\$20,116	\$16,293	81.00%
ELC of Northwest Florida	\$226,133	\$218,756	96.74%
ELC of Orange County	\$892,753	\$870,011	97.45%
ELC of Palm Beach County	\$3,263,385	\$3,256,099	99.78%
ELC of Pasco and Hernando Counties	\$88,898	\$88,898	100.00%
ELC of Pinellas	\$952,649	\$952,393	99.97%
ELC of Polk County	\$93,774	\$89,479	95.42%
ELC of Sarasota	\$336,737	\$336,595	99.96%
ELC of Seminole	\$43,718	\$40,864	93.47%
ELC of Southwest Florida	\$241,874	\$237,888	98.35%
ELC of St. Lucie	\$100,046	\$100,042	100.00%
RCMA	\$375,563	\$375,563	100.00%
<b>Total</b>	<b>\$15,000,000</b>	<b>\$14,778,774</b>	<b>98.53%</b>

\*Includes reallocations between entities during FY 2017-18

## UNFUNDED CCEP REQUESTS

The CCEP board monitors funds granted to early learning coalitions throughout the year. Using a process called *deobligation* and *reobligation*, the board reallocates unexpended funds among coalitions. In fiscal year 2017-2018, there were requests from coalitions for more than \$33 million. Of the amount requested, approximately \$24.5 million was **community benefit match (*purchasing pool*)** and \$8.6 million was **employee benefit match**. Of the \$15 million allocated, coalitions expended approximately \$11.5 million of the community benefit match and \$3.3 million of the employee benefit match. Unfunded requests amounted to more than \$18 million.



Pam Stewart  
**Commissioner of Education**

Rodney J. MacKinnon  
**Executive Director**

Please direct inquiries to  
[Stephanie.Gehres@oel.myflorida.com](mailto:Stephanie.Gehres@oel.myflorida.com).  
Telephone: 850-717-8598

Office of Early Learning