

RENAISSANCE

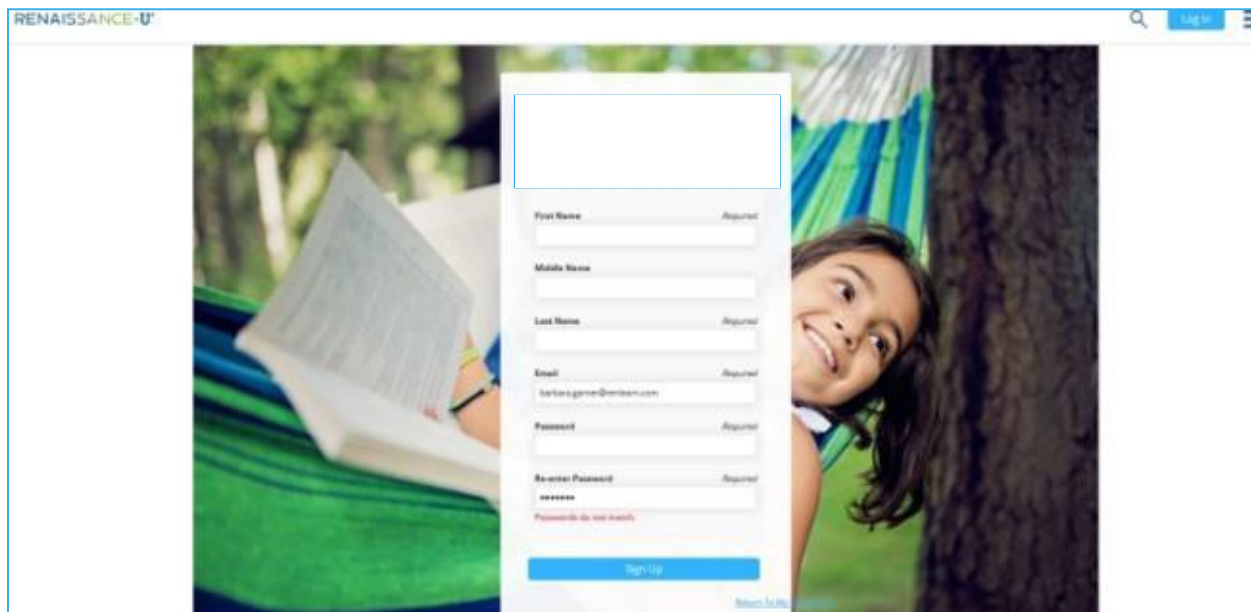
Instructions for Logging in to Renaissance-U

Please follow the instructions below:

Step 1: Go to the following website: <https://www.renaissance-u.com?KeyName=FloridaVPK>

- Complete the Sign-Up form with Required Fields (First Name, Last Name, School Email Address, and Password). This is a onetime sign up. You will use your username, password on your next login.
- Click Sign Up

IMPORTANT: If you return at a later date, you must log in to <https://www.renaissance-u.com/#/login> and use your unique username and password you created on the Sign-Up form.

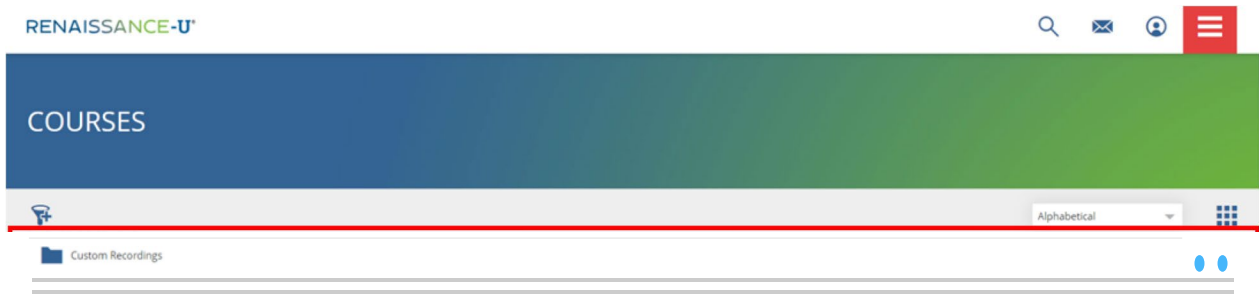


The screenshot shows the Renaissance-U Sign-Up form. The form is overlaid on a background image of a young girl reading a book. The form fields are: First Name (Required), Middle Name, Last Name (Required), Email (Required, with the example 'barbara.garner@renlearn.com'), Password (Required), and Re-enter Password (Required). A 'Sign Up' button is at the bottom. A search bar and a 'Log In' button are visible in the top right corner of the page.


Step 2: After clicking Sign Up you will be taken to Renaissance-U Private Dashboard. Click on Your Library.



Step 3: Click Custom Recordings



CUSTOM RECORDINGS



Florida VPK (7957988)

Online Course



This course is part of the course suite: **Custom Recordings**

0 / 11 My Course Suites

Course Content

Course Content



Not Started
0/11

Teachers Reports and progress Monitoring (3/4/21)

- Florida VPK Virtual Learning
Status: Not Started

1 Lesson(s)

8

IMPORTANT: If you return at a later date, you must log in to <https://www.renaissance-u.com/#/login> and use your unique username and password you created on the Sign-Up form.