

Early Learning Parents' Pages

January 2018

What to know when it comes to hurting behaviors in young children.

– Martin Luther King Day

– 2018 Children's Week

– Celebrate Literacy Week, Florida!



Help for hurting behaviors...

If you have more than one child or your child is playing with other children you probably have to deal with hurting behaviors such as kicking, hitting, pinching and shoving. When young children play together, hurting behaviors occur often. Since toddlers and preschoolers may not be able to tell others how they feel or what they think, using hurtful behaviors are ways young children communicate their frustrations.



There is a way for you to address this problem. In her book *The Top Ten Preschool Parenting Problems*, Rosalyn Duffy suggests you follow her “D” by “D” method for addressing hurtful behaviors.

The first “D” is damage control. When your child is playing with another child and one child hurts the other, the first thing you do is **Damage Control**. You separate the children and see if one or

both are injured. Next, you may need to **Dress Wounds** such as washing a scratch or putting a band-aid on a scraped knee or just soothing hurt feelings for one or both children.

The next “D” is **Delay** or cool down. Give the children time to settle down and get their brains under control.

Next, you will need to **Dissect Details** by talking to both children or another adult to find out what happened. Help the children identify the feelings that led to the behavior. If the children are too young to talk, ask questions so they can respond by nodding or shaking their heads. “Did you take Tyler’s truck away from him? Did you push your friend? Did it hurt when LaToya pinched you?”

When you know what occurred, talk with your child or both children about making **Different Decisions**.



Continued on p. 4.

HAPPY NEW YEAR

In This Issue

Help for hurting behaviors in young children

Martin Luther King Day

2018 Children's Week

Celebrate Literacy Week! Florida

Coming in February

OFFICE OF
Early Learning

LEARN EARLY. LEARN FOR LIFE.

Early Learning Parents' Pages

Martin Luther King Day

is a day of service.

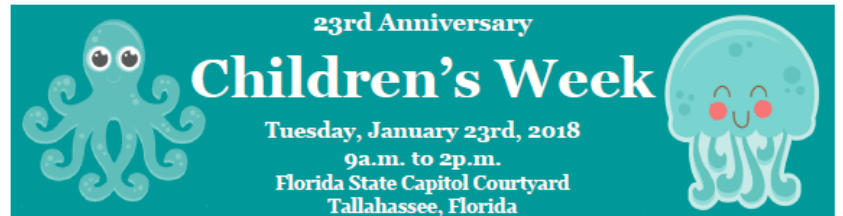
We celebrate Dr. Martin Luther King Jr.'s birthday on the third Monday of January to remember the life he led and the legacy he left behind. This year it is Jan. 15. The day has become known as a Day of Service—a day when we are encouraged to participate in activities that honor Dr. King's life and teachings, and connect with our community.

Teaching young children about American history can be a challenge, but some books and strategies may help. You can find picture books to help teach about Dr. King's life and legacy that your child will enjoy. No matter what age, it is helpful to share the reason why children are out of school and why Martin Luther King Jr. Day is a holiday, so we continue to remember him.

Teaching your child ways to serve others in your family and community would honor Dr. King. He once said, "Everybody can be great... Because anybody can serve."

Help your child honor Dr. King by helping you or others write your own family's "I have a dream" speech. You can take your child with you to volunteer at a community event, visit a park to clean up trash or even plant flowers for others to enjoy. Teach your child that he is helping his family by picking up toys, setting the table or helping with laundry. Reading stories to your child about the life and teachings of Dr. King can help show the ways he served others.

2018 Children's Week



Storybook Village 2018







A PLACE WHERE STORIES WILL COME TO LIFE!

- The village will be filled with children's entertainment, activities and crafts.
- Visit booths representing a fun and diverse selection of storybooks.
 - Children are encouraged to dress as their favorite character!
- The Storybook Stage will host readings, performances, and other entertainment.

ALL CHILDREN WILL RECEIVE A FREE BOOK!

Register Today!

childrensweek.org/StorybookVillage



Early Learning Parents' Pages

Celebrate

You are invited to participate in the tenth annual Celebrate Literacy Week, Florida! Jan. 22-26, 2018. The Office of Early Learning and the Florida Department of Education encourage you to join in the celebration by exposing your child to a [variety of books and songs](#) daily and to [talk and read to your child, beginning at birth](#).

It is never too early to begin reading and [talking with your child](#). The first 3 years of her life is when her brain forms more



neural connections and undergoes the most dramatic development. Exposure to language at an early age sets the foundation for cognitive ability, literacy, and school readiness and is the


single strongest predictor of your child's third grade reading proficiency. The number and quality of words she hears from birth has a profound impact on her future success in school and in life.

Communicating with your baby includes eye contact, facial expressions, laughing, crying and touch as well as talking. [Talk, read and sing](#) to your child in all of the languages your family uses to communicate. Children who learn to speak and read in multiple languages have an advantage in school and later in life.




Literacy Week, Florida!

You can model the love of reading for your child by having a home library for her books or by taking her to the library on a regular basis. Read signs and information to her as you go about your daily routines such as shopping, riding in the car or on the bus, dining at a local restaurant or going to a park. As part of Celebrate Literacy Week,



Florida!, there were two books selected to be read-aloud books, *Over in the Ocean in a Coral Reef* for infants and toddlers and *Big Al* for preschoolers. OEL's website has [information on activities](#) child care providers and families can use with these books.



January 21-26, 2018

Children's Day at the Florida Capitol, Tuesday, Jan. 23, 2018

Come and visit the Storybook Village at the Capitol.

Every child gets a free book!

Early Learning Parents' Pages

Help for hurting behaviors in young children...

Continued from pg. 1

Discuss the rules you have for your child and how she could have reacted differently. "What is the rule about hitting others? When Tyler took your truck, you could have played with the car or asked him to give the truck back."

Then, there needs to be a **Dress Rehearsal** to practice ways to handle conflicts. Give both children a truck or car and show them how to ask to play with a toy that someone else is using and how to respond to a request to give up the toy he or she has. Model this for them. "Can I play with the truck now?" or "Will you trade me the truck for the car?" Talk with your child about ways to respond when he is hurt by another child. Saying, "Please



...the "D" by "D" method

stop. That hurts." or "It's not nice to pinch." may make the other child stop.


If your child is under the age of 2, separate the children or distract them by offering a different toy, two identical toys or a different activity. Talk to both children about ways to play together and show them how to share toys, but don't expect them to share or follow rules on their own at this age.



It is important to use the steps in the "D" by "D" method routinely to help your child develop the social skills needed to handle conflicts and self-control.

Coming in February

- Children's Dental Health Month
- Valentine's Day
- Social-Emotional Learning at Home
- Children and Pets



Rodney J. MacKinnon
Executive Director



OFFICE OF
Early Learning
LEARN EARLY. LEARN FOR LIFE.

250 Marriott Drive
Tallahassee, FL 32399
Toll-free 866-357-3239
www.FloridaEarlyLearning.com